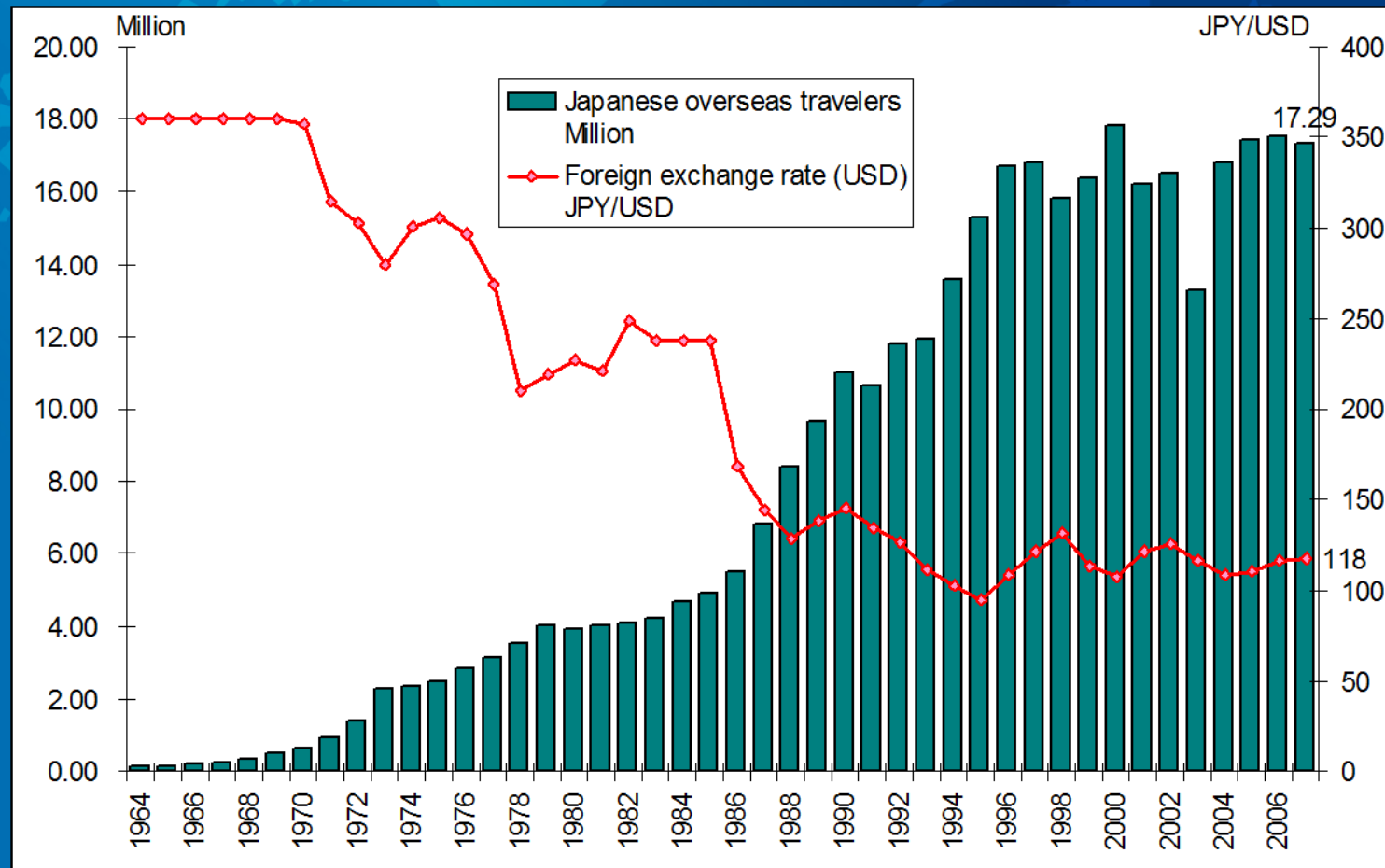




# Japan Current Situation

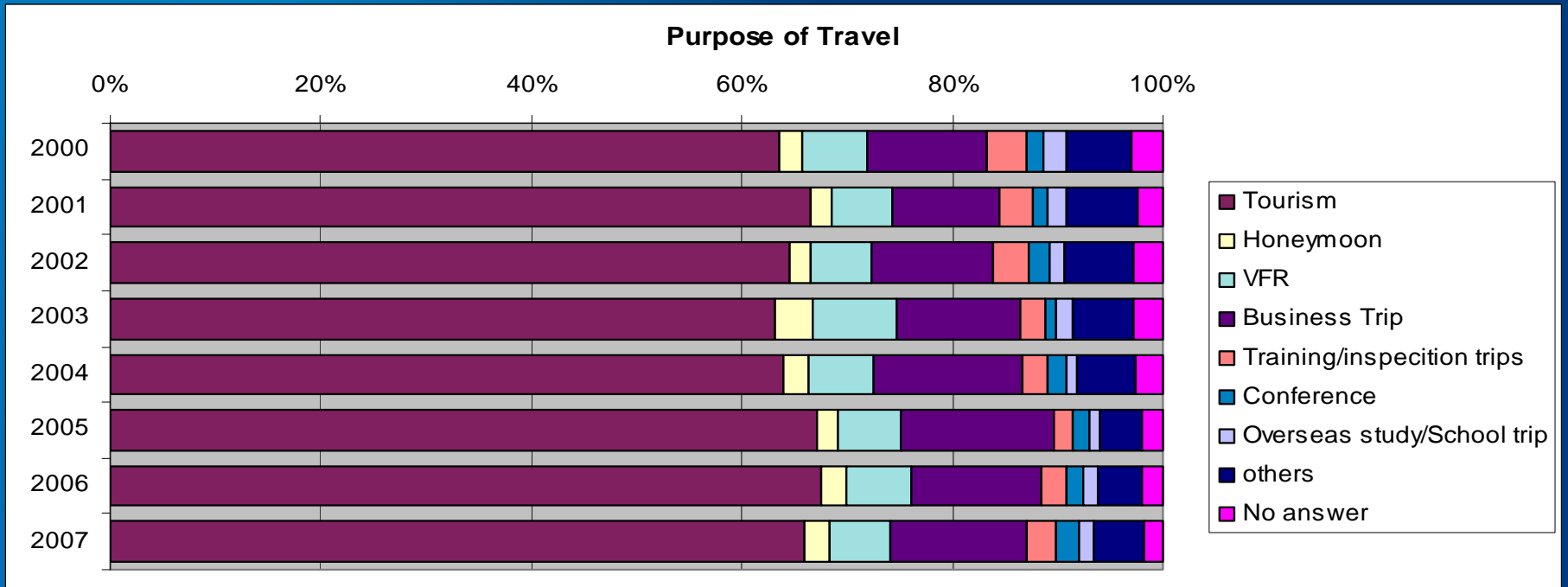
14 Sep 2008  
Sonoe Mifune

# Number of Japanese Travellers Exchange rate



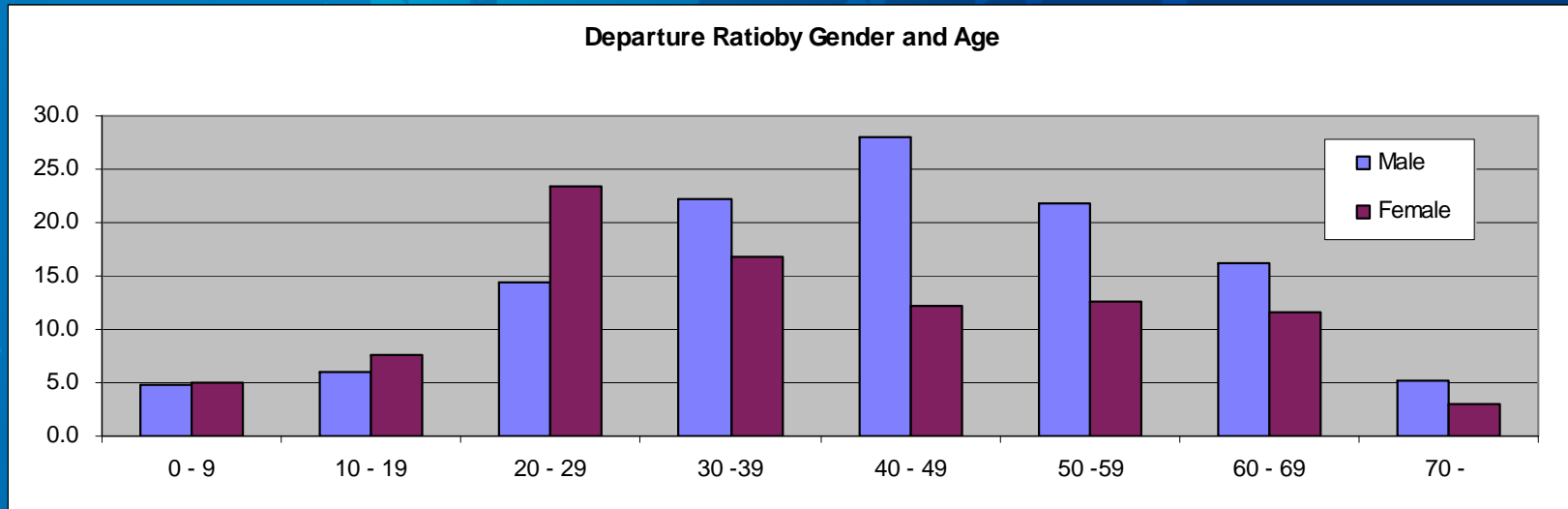
Source: Ministry of Justice "Statistics on Immigration Control", Cabinet Office "National Accounts", Bank of Japan

# Purpose of Travel



	Tourism	Honeymoon	VFR	Business Trip	Training/ inspections	Conference	Overseas study School trip	others	No answer
2000	63.6	2.2	6.1	11.5	3.7	1.6	2.2	6.2	2.9
2001	66.5	2.0	5.9	10.1	3.2	1.3	1.8	6.7	2.5
2002	64.5	2.0	5.7	11.6	3.3	2.1	1.4	6.5	2.8
2003	63.1	3.6	7.9	11.7	2.5	1.1	1.6	5.7	2.8
2004	64.0	2.2	6.2	14.1	2.4	2.0	0.9	5.6	2.6
2005	67.1	2.0	5.9	14.6	1.7	1.6	1.0	4.0	2.0
2006	67.6	2.3	6.2	12.2	2.4	1.7	1.3	4.3	1.9
2007	66.0	2.3	5.7	13.1	2.8	2.1	1.3	4.9	1.7

# Departure ratio by gender and age (Y2007)



		0 - 9	10 - 19	20 - 29	30 - 39	40 - 49	50 - 59	60 - 69	70 -	Total
Total	1997	3.8	5.9	23.7	20.0	15.4	15.9	11.2	3.5	13.3
	2002	4.1	6.2	19.4	19.8	16.4	16.3	12.4	3.8	13.0
	2007	4.9	6.8	18.8	19.5	20.2	17.2	13.8	3.9	13.5
Male	1997	3.7	5.0	17.5	24.3	21.0	19.6	13.2	5.2	14.8
	2002	4.1	5.4	14.5	22.8	22.7	20.2	14.5	5.4	14.6
	2007	4.8	6.0	14.3	22.2	28.0	21.8	16.3	5.3	15.7
Female	1997	3.8	6.7	30.1	15.7	9.6	12.2	9.4	2.4	11.9
	2002	4.2	7.1	24.6	16.8	10.1	12.4	10.5	2.8	11.4
	2007	4.9	7.7	23.4	16.8	12.3	12.6	11.5	3.0	11.4

*Source: Ministry of Justice "Statistics on Immigration Control"*

# Our Future

